

STF $C2/m$

$$2[5^2.6^2]+2[4.5^6]+[4^4.5^8.6^6.10^2]$$

5 10 9 3

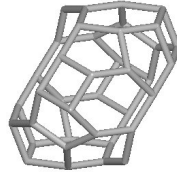


TILES

Face symbol:

$[5^2.6^2]$

$[4.5^6]$

$[4^4.5^8.6^6.10^2]$



V, E, F:

(9, 11, 4)

(12, 17, 7)

(38, 56, 20)

Symmetry:

m

2

$2/m$

Wyckoff:

$4i$

$4h$

$2a$

Label:

t-pes



t-nuh



t-wan



TILING

