
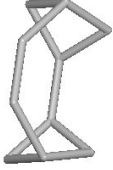
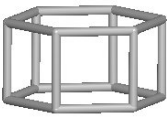

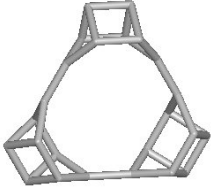





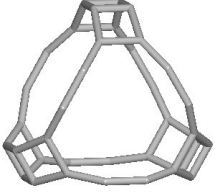
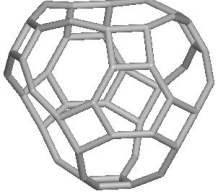




SBS $P6_3/mmc$

$$6[6.8^2]+6[4^2.8^2]+[4^6.6^2]+2[4^6.6^5]+2[4^{12}.12^2]+[4^9.12^5]+[4^9.6^2.8^6.12^3]$$

4 12 15 7

TILES

Face symbol:	$[6.8^2]$	$[4^2.8^2]$	$[4^6.6^2]$	$[4^6.6^5]$	$[4^{12}.12^2]$
					
V, E, F:	(10, 11, 3)	(10, 12, 4)	(12, 18, 8)	(18, 27, 11)	(24, 36, 14)
Symmetry:	$.m.$	$.m.$	$\bar{6}m2$	$3m.$	$3m.$
Wyckoff:	$12k$	$12k$	$2c$	$4f$	$4e$
Label:	t-dmp* 	t-kdt 	t-hpr 	t-can 	t-fny* 
Face symbol:	$[4^9.12^5]$	$[4^9.6^2.8^6.12^3]$			
					
V, E, F:	(36, 48, 14)	(48, 66, 20)			
Symmetry:	$\bar{6}m2$	$\bar{6}m2$			
Wyckoff:	$2b$	$2d$			
Label:	t-ucs 	t-znf 			

TILING

