

LTF $P6_3/mmc$

$$6[5^2.8^3]+[6^3.12^2]+[4^3.8^3.12^2]+3[4^7.5^2.6.8^2]+3[4^9.6^2.8^3]+[4^9.5^6.12^2]$$

6 15 15 6

TILES

Face symbol:

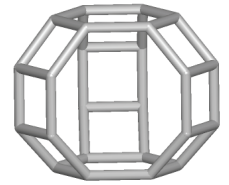
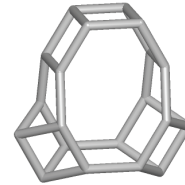
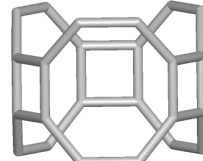
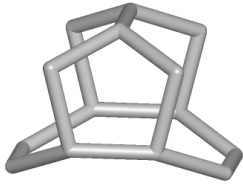
$[5^2.8^3]$

$[6^3.12^2]$

$[4^3.8^3.12^2]$

$[4^7.5^2.6.8^2]$

$[4^9.6^2.8^3]$



V, E, F:

(14, 17, 5)

(18, 21, 5)

(24, 30, 8)

(20, 30, 12)

(24, 36, 14)

Symmetry:

$m..$

$\bar{6}m2$

$\bar{6}m2$

$mm2$

$mm2$

Wyckoff:

$12j$

$2d$

$2c$

$6h$

$6h$

Label:

t-kaj



t-ato*



t-kno



t-ltf*

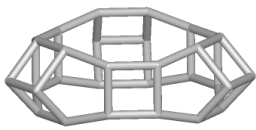


t-gme



Face symbol:

$[4^9.5^6.12^2]$



V, E, F:

(30, 45, 17)

Symmetry:

$\bar{6}m2$

Wyckoff:

$2b$

Label:

t-maz



TILING

