


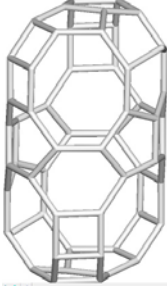






IFW  $C2/m$

$$2[5^2.6^2]+4[4^3.5^4.6]+[4^4.5^4.6^2]+[4^8.5^8.6^8.8^4.10^2]$$

10 19 14 4

### TILES

Face symbol:	$[5^2.6^2]$	$[4^3.5^4.6]$	$[4^4.5^4.6^2]$	$[4^8.5^8.6^8.8^4.10^2]$
				
V, E, F:	(9, 11, 4)	(13, 19, 8)	(16, 24, 10)	(58, 86, 30)
Symmetry:	$m$	$1$	$2/m$	$2/m$
Wyckoff:	$4i$	$8j$	$2d$	$2a$
Label:	t-pes 	t-ifw-1* 	t-tte 	t-ifw-2* 

Special features: *modified natural tiling*

### TILING

