

ETL *Cmcm*

$$2[5^4]+[6.8^2]+2[4.5^2.8^2]+[4^3.5^2.8^2]+[5^6.6.8^3]+[4.5^8.8^5]$$

6 14 13 6

TILES

Face symbol:

$[5^4]$

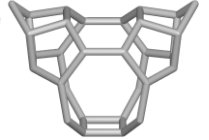
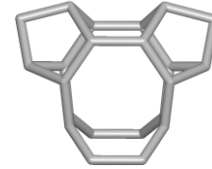
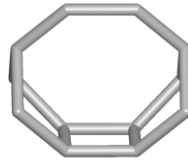

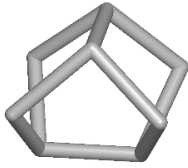
$[6.8^2]$

$[4.5^2.8^2]$

$[4^3.5^2.8^2]$

$[5^6.6.8^3]$

$[4.5^8.8^5]$



V, E, F:

(8, 10, 4)

(10, 11, 3)

(12, 15, 5)

(14, 19, 7)

(22, 30, 10)

(30, 42, 14)

Symmetry:

*m..*

*m2m*

*m..*

*m2m*

*m2m*

*m2m*

Wyckoff:

*8f*

*4c*

*8f*

*4c*

*4c*

*4c*

Label:

t-tes



t-dmp



t-kdk



t-uov-1



t-etl-1



t-etl-2



TILING

