
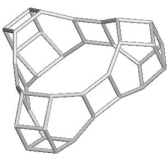
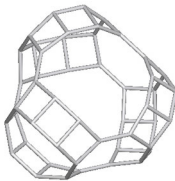





BPH  $P\bar{6}2m$

$$2[4^6.6^3]+[4^{12}.6^6.12^2]+[4^{18}.8^6.12^2]$$

3 7 6 3

### TILES

Face symbol:	$[4^6.6^3]$	$[4^{12}.6^6.12^2]$	$[4^{18}.8^6.12^2]$
			
V, E, F:	(14, 21, 9)	(36, 54, 20)	(48, 72, 26)
Symmetry:	$\bar{6}$	$\bar{6}2m$	$\bar{6}2m$
Wyckoff:	$2d$	$1b$	$1a$
Label:	t-afo 	t-bph 	t-bpa 

Special features: *simple*

### TILING

