
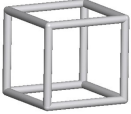


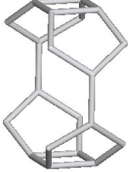









BEC $P4_2/mmc$

$$[5^4]+[4^6]+2[6^2.12^2]+2[4^2.5^4.6^2]+[4^2.5^4.12^2]+[4^2.12^4]$$

3 7 10 6

	TILES					
Face symbol:	$[5^4]$	$[4^6]$	$[6^2.12^2]$	$[4^2.5^4.6^2]$	$[4^2.5^4.12^2]$	$[4^2.12^4]$
						
V, E, F:	(8, 10, 3)	(8, 12, 6)	(16, 18, 4)	(14, 20, 8)	(20, 26, 8)	(24, 28, 6)
Symmetry:	$\bar{4}m2$	mmm	$m2m$	mmm	$mm2$	mmm
Wyckoff:	$2e$	$2d$	$4m$	$4j$	$2c$	$2b$
Label:	t-tes 	t-cub 	t-umx* 	t-mtw* 	t-fvw* 	t-bbo* 

TILING

