



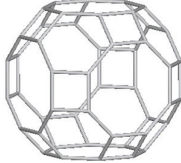
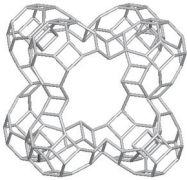








-CLO $Pm\bar{3}m$ $24[4^6]+6[4^4.20^2]+6[4^8.6^8.8^2]+3[4^4.6^8.20^2]+[4^{12}.6^8.8^6]+[4^{48}.6^{32}.20^6]$ 5 13 14 7

TILES

Face symbol:	$[4^6]$	$[4^4.20^2]$	$[4^8.6^8.8^2]$	$[4^4.6^8.20^2]$	$[4^{12}.6^8.8^6]$	$[4^{48}.6^{32}.20^6]$
						
V, E, F:	(8, 12, 6)	(24, 28, 6)	(32, 48, 18)	(40, 52, 14)	(48, 62, 26)	(168, 252, 86)
Symmetry:	$m.m2, m.m2$	$4m.m$	$4m.m$	$4/mm.m$	$m\bar{3}m$	$m\bar{3}m$
Wyckoff:	$12i, 12j$	$6e$	$6f$	$3d$	$1b$	$1a$
Label:	t-cub 	t-mot-a* 	t-rpa 	t-clo-1* 	t-grc 	t-clo-2* 

Special features: *two-face edges*

TILING

