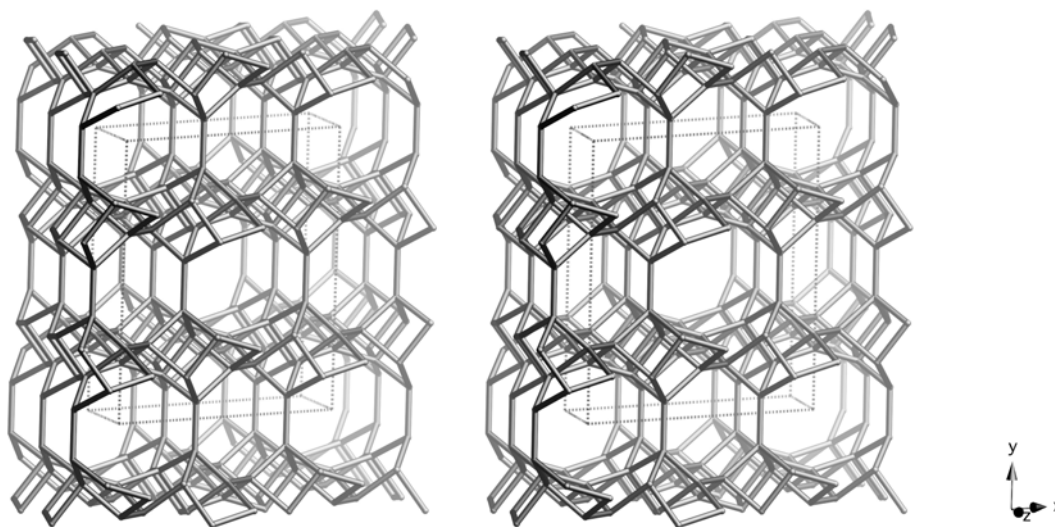


Framework Type Data



framework viewed along [001]

Idealized cell data: monoclinic, $C2/m$, $a = 17.5\text{\AA}$, $b = 17.6\text{\AA}$, $c = 7.4\text{\AA}$, $\beta = 116.1^\circ$

Coordination sequences and vertex symbols:

$T_1(8,1)$	4	10	20	34	62	85	104	148	201	241	4-5-4-5-5-8
$T_2(8,1)$	4	11	23	39	55	82	127	158	178	221	4-8-5-8-5-8
$T_3(8,1)$	4	10	19	37	58	84	109	149	201	236	4-5-4-8-5-5
$T_4(8,1)$	4	11	21	35	61	89	111	146	194	243	4-5-5-5-5-8
$T_5(4,2)$	4	12	18	34	62	88	110	132	196	254	5-5-5 ₂ -5 ₂ -10-10

Secondary building units: 4-4=1

Composite building units:

bre



Materials with this framework type:

*Heulandite^(1,2)

Clinoptilolite⁽³⁾

Dehyd. Ca,NH₄-Heulandite⁽⁴⁾

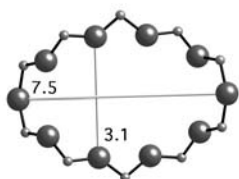
Heulandite-Ba⁽⁵⁾

LZ-219⁽⁶⁾

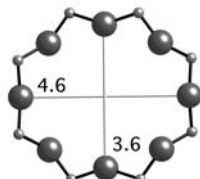
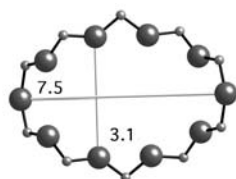
Type Material: Heulandite

Type Material Data

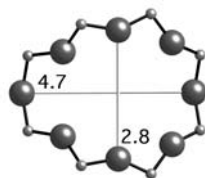
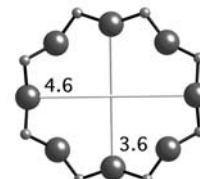
Crystal chemical data:	$[\text{Ca}_4(\text{H}_2\text{O})_{24}] [\text{Al}_8\text{Si}_{28}\text{O}_{72}]$ -HEU monoclinic, <i>Cm</i> $a = 17.718\text{\AA}$, $b = 17.897\text{\AA}$, $c = 7.428\text{\AA}$, $\beta = 116.42^\circ$ (2)
Framework density:	17.1 T/1000 \AA^3
Channels:	{[001] 10 3.1 x 7.5* + 8 3.6 x 4.6*} \leftrightarrow [100] 8 2.8x 4.7* (variable due to considerable flexibility of framework)



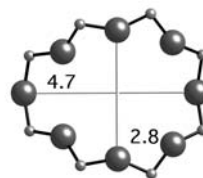
10-ring viewed along [001]



8-ring, also along [001]



8-ring viewed along [100]



References:

- (1) Merkle, A.B. and Slaughter, M. *Am. Mineral.*, **52**, 273-276 (1967)
- (2) Alberti, A. *Tschermaks Min. Petr. Mitt.*, **18**, 129-146 (1972)
- (3) Koyama, K. and Takeuchi, Y. *Z. Kristallogr.*, **145**, 216-239 (1977)
- (4) Mortier, W.J. and Pearce, J.R. *Am. Mineral.*, **66**, 309-314 (1981)
- (5) Larsen, A.O., Nordrum, F.S., Dobelin, N., Armbruster, T., Petersen, O.V. and Erambert, M. *Eur. J. Mineral.*, **17**, 143-153 (2005)
- (6) Breck, D.W. and Skeels, G.W. *U.S. Patent 4,503,023* (1985)